

Level 4

| For office use only | | | | | | | | | | | | | | |
|---------------------|---------------------------------|--|--|--|--|--|--|----|--------------------------------|--|--|--|--|--|
| A1 | Individual questionnaire number | | | | | | | A2 | Household questionnaire number | | | | | |
| A3 | Household control sheet number | | | | | | | A4 | Pcode from household roster | | | | | |

- $2^6 * 2^{-3} =$
 - 2^{-18}
 - 2^{-2}
 - 2^3
 - 2^9
- $$\frac{1 + \frac{1}{2}}{1 - \frac{1}{2}} \cdot \frac{1 - \frac{1}{2}}{1 + \frac{1}{2}} = ?$$
 - 1
 - 0
 - 1
 - 8/3
- 125 % of 160 is? / 125 % ya 160 ke?
 - 140
 - 160
 - 180
 - 200
- Find x if $\frac{x}{x-2} = 2$ / Batla x fa $\frac{x}{x-2} = 2$
 - $x = 0$
 - $x = 2$
 - $x = 4$
 - $x = 6$

5. Simplify $\frac{x^2}{x-y} - \frac{y^2}{x-y} =$ / Nolofatsa $\frac{x^2}{x-y} - \frac{y^2}{x-y} =$

a) $\frac{1}{x+y}$

b) $\frac{1}{x-y}$

c) $x+y$

d) $x-y$

6. Find the next number in the sequence ! / Batla palo e e latelang mo go tse di tlhomaganeng tseno!

1 2 3 5 7 11 ?

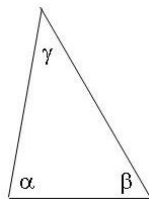
a) 12

b) 13

c) 15

d) 17

7.



If $\alpha = 80$ and $\beta : \gamma = 3 : 2$ / Fa $\alpha = 80$ mme $\beta : \gamma = 3 : 2$

a) $\beta = 40$

b) $\beta = 60$

c) $\beta = 80$

d) $\beta = 100$

8. Convert 2 and $\frac{3}{4}$ days into hours / Fetolela malatsi a le 2 le $\frac{3}{4}$ mo diureng

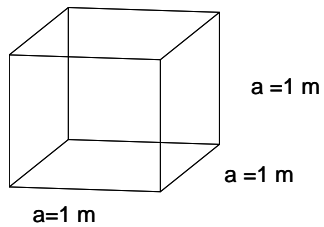
a) 48

b) 60

c) 66

d) 72

9.



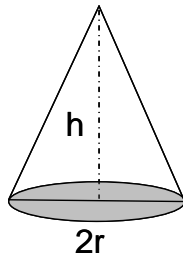
How much liquid can this box hold? / Lebokoso leno le ka tsenya seedi se se kana kang?

- a) 1 l
- b) 10 l
- c) 100 l
- d) 1000 l

10. If volume of the cube is 8 cm^3 what is its surface? / Fa e le gore bogolo jwa khube mo teng ga yone ke 8 cm^3 bophaphathi fa godimo ga yone bo bo kana kang?

- a) 4 cm^2
- b) 6 cm^2
- c) 12 cm^2
- d) 24 cm^2

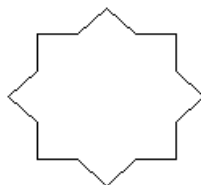
11. If $h=3\text{cm}$ and $2r=2\text{cm}$ / Fa $h=3\text{cm}$ mme $2r=2\text{cm}$



What is the volume of this cone? / Bogolo jwa khouno eno bo bo kana kang mo teng ga yone?

- a) $\pi \text{ cm}^3$
- b) $2 \pi \text{ cm}^3$
- c) $3 \pi \text{ cm}^3$
- d) $4 \pi \text{ cm}^3$

12. How many axes of symmetry does this shape have? / Sebopego seno se na le mela e le kae e e lekanang?



- a) 2
- b) 4
- c) 8
- d) 10

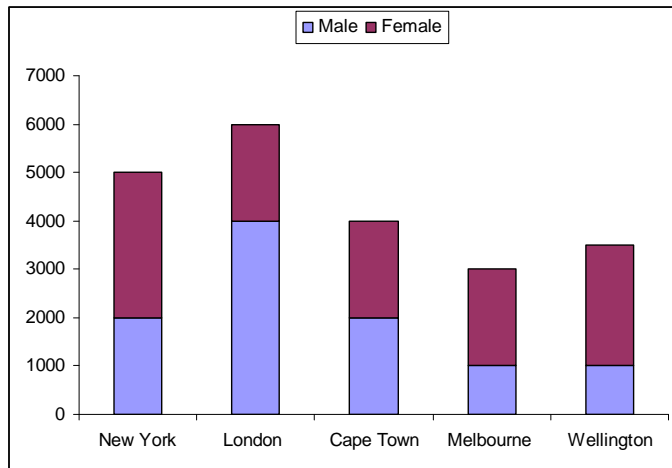
13. What is the median of these numbers : / Palogare ya dipalo tseno ke efe :
2, 6, 10, 22, 30

- a) 10
- b) 12
- c) 14
- d) 16

14. Mark flips a coin 10 times. What is the probability that he obtains heads on his third attempt? / Mark o kgatikanya ledi la tshipi makgetlho a le 10. Go na le kgonagalo e e kana kang ya gore letlhakore le le nang le tlhogo le lebe kwa godimo mo maitekong a gagwe a boraro?

- a) $\frac{3}{80}$
- b) $\frac{3}{20}$
- c) $\frac{1}{8}$
- d) $\frac{1}{2}$

15. The graph below shows the number of male and female participants in an online survey. Which city has the highest percentage of female participants? / Kerafo e e fa tlase fano e bontsha palo ya batsayakarolo ba banna le ba basadi mo patlisisong e e dirwang ka khomphiutara. Ke toropo efe e e nang le peresente e e kwa godimo go di feta tsotlhe ya batsayakarolo ba basadi?



- a) New York
- b) Cape Town
- c) Melbourne
- d) Wellington